



INDUSTRIAL TRAINING PRESENTATION

JUNE 2016 SESSION

(20 Jun – 04 Nov 2016)

KAYANGAN SDN.BHD
KM 30 JALAN MALA
KUCHING SARAWAK

Name : SITI KHADIJAH

Course : DIPLOMA INFORMATION AND TECHNOLOGY
(NETWORKING)

Registration No.: 05DNS14FXXXX

Supervisor : MR. AHMAD XXXXXXXXXXX

COMPANY BACKGROUND

ORGANIZATION'S NAME

- Kayangan Sd.Bhd

Year Established


- 03 January 2015

Place

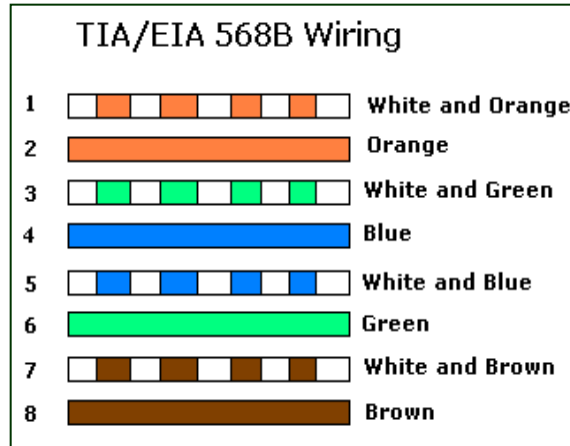
- Located about 30 km from Kuching



1.



2



3



CABLE CRIMPING AND TESTING -STRAIGHT CABLE

4



5



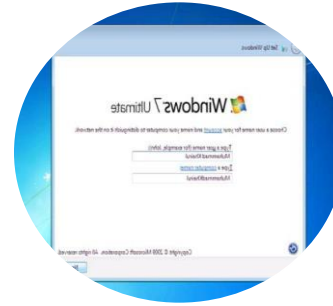
6.



INSTALLATION WINDOWS 7 (FORMAT)



1 . Windows Setup



3. Insert name, password and product key



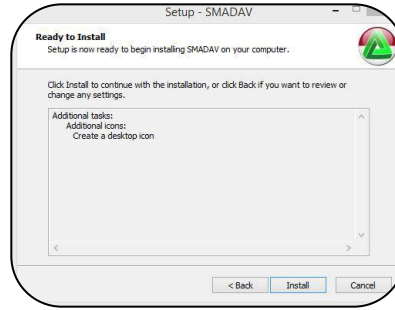
2. Choose partition



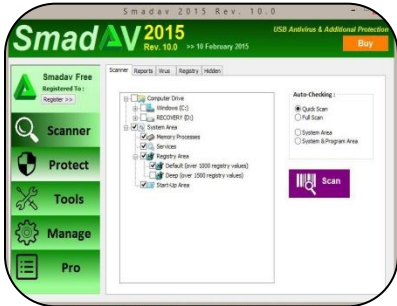
4. Now Windows 7 are ready to use



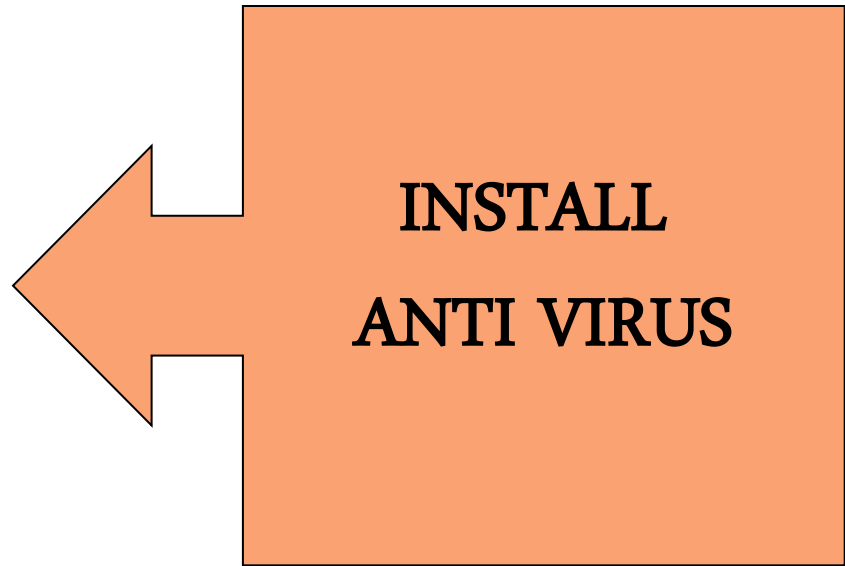
1. Install SMADAV AntiVirus



2. Finish installation



3. Scan virus

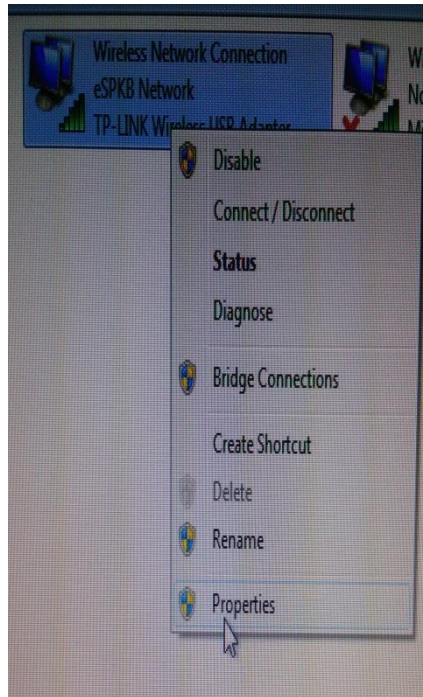


4 Virus warning

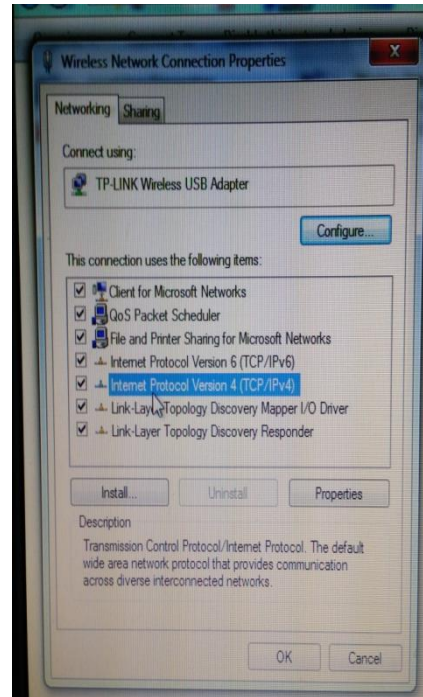


5. Fix Virus

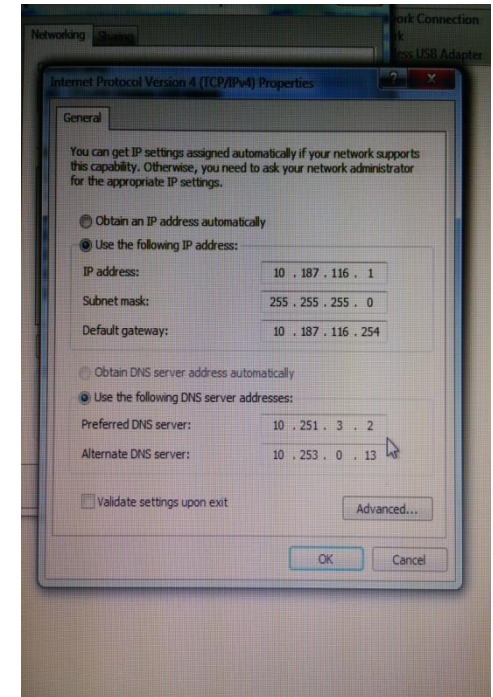
SET THE NUMBER OF INTERNET PROTOCOL (IP ADDRESS)



1. Right click on Local Area connection



2. Choose 'Internet Protocol (TCP / IPv4)' and click on 'Properties'.



3. Insert IP address

Change Power Supply

- Open the computer case



- pull out all the connectors.



- replace with the new power supply



Comments and Suggestion

1. The duration of Industrial Training is too short
 - Recommended extend to 6 months
2. No fixed Working Schedule
 - Recommended to have working schedule so that intern can learn various skill/knowledge

Q & A

THANK YOU